

Sunova Solar Panels

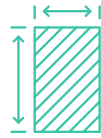
HI-MILO Series
 SS-505-66MDH
490-505Wp



Nominal Power: 490-505Wp



Wind/Snow Load: 2400/5400Pa



Dimension: 2094 x 1134 x 35mm



Efficiency: Up to 21.3 %

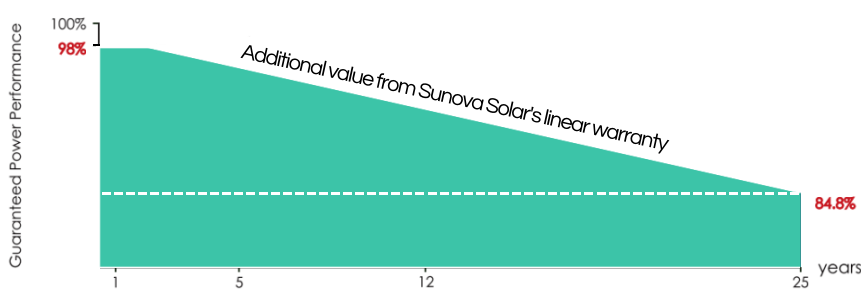


Maximum System Voltage: 1500 V



Weight: 26.3 kg

Linear Performance Warranty



25 Years

Linear power
guarantee

15 Years

Product quality
&
process guarantee

0.55 %

Annual
Degradation
Over 25 years

Comprehensive Certificates




ISO 9001: Quality Management System

ISO 14001: Environmental Management System Standard

OHSAS 18001: International Occupational Health and Safety Assessment System Standard

Performance Insurance



中国平安

PING AN
P & C INSURANCE CO CN SZN

Electric Characteristics

Model of modules	SS-490-66MDH SS-490-66MTF		SS-495-66MDH SS-495-66MTF		SS-500-66MDH SS-500-66MTF		SS-505-66MDH SS-505-66MTF	
	STC	NOCT	STC	NOCT	STC	NOCT	STC	NOCT
Maximum power – P_{mp} (W)	490	365	495	369	500	373	505	376
Open-circuit voltage – V_{oc} (V)	45.25	42.54	45.34	42.61	45.43	42.71	45.54	42.79
Short-circuit current – I_{sc} (A)	13.71	11.11	13.78	11.17	13.85	11.24	13.95	11.31
Maximum power voltage – V_{mp} (V)	37.27	34.66	37.34	34.72	37.41	34.79	37.53	34.86
Maximum power current – I_{mp} (A)	13.15	10.54	13.26	10.63	13.37	10.73	13.46	10.79
Module efficiency – η_m (%)	20.6%		20.8%		21.1%		21.3%	
Power tolerance (W)	(0,+5)							
Maximum system voltage (V)	1500							
Maximum rated fuse current (A)	25							
Current operating temperature (°C)	-40~+85°C							

STC (Standard Testing Conditions): Irradiance 1000W/m², Cell Temperature 25 °C, Spectra at AM1.5

NOCT (Nominal Operating Cell Temperature): Irradiance 800W/m², Ambient Temperature 20°C, Spectra at AM1.5, Wind at 1m/s

Structural Characteristics

Module dimensions (L*W*H)	2094 x 1134 x 35 mm
Weight	26.3 kg
Number of cells	132 cells
Cell	PERC Monocrystalline 182x91 mm
Glass	Tempered, 3.2 mm AR, High transmittance, Low iron
Frame	Anodized aluminum alloy
Junction box	IP68
Output wire	4.0 mm ² , wire length: 300 mm or Customized Length
Connector	MC4 Compatible
Mechanical load	Snow load: 5400 Pa / Wind load: 2400 Pa

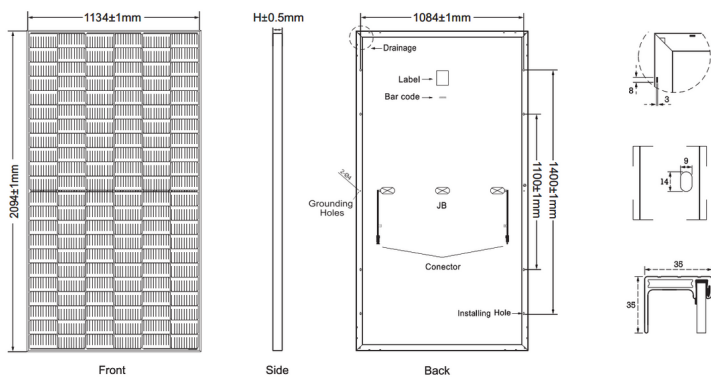
Temperance Ratings

Temperature coefficient (P_{max})	-0.35 %/°C
Temperature coefficient (V_{oc})	-0.28 %/°C
Temperature coefficient (I_{sc})	+0.045 %/°C
Nominal operating cell temperature	45±2 °C

Packaging Configuration

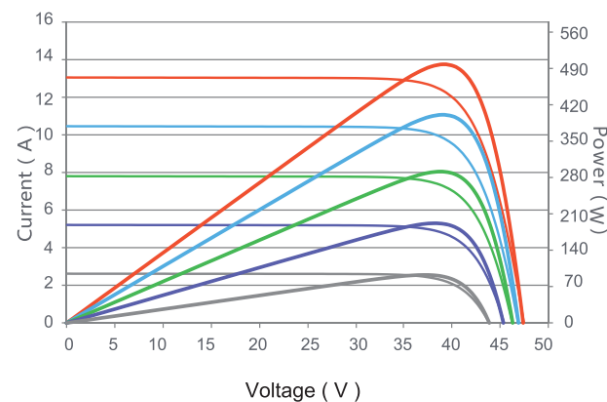
Container	40HQ
Quantity/pallet	31
Pallets/container	22
Quantity/container	682

Module Dimensions (mm)



Current-Voltage & Power-Voltage Curves (450W)

— 1000w/m² — 800w/m² — 600w/m² — 400w/m² — 200w/m²



Temperature Dependence of I_{sc} , V_{oc} , P_{max}

